

**NEW!**

## PS 20



### INTRODUCTION

The heavy duty PS20- Series ensures with its robust design and high performance through AC drive technology in intensive stacking operations with capacities up to 2000kg/4400lbs with 2-stage masts lift to 2600/2900/3600mm.

The optional available foldable platform is the best choice if the truck which is for applications in larger warehouse with longer traveling distances.

- High capacity of 2000kg/4400lbs. Noblift AC drive system.
- Electric steering (optional).
- Foldable platform and protective arms (optional).
- Other advantages and features please see catalog page of PS15/PS15SL.

### CAN-BUS

#### CANBUS technology

The CANBUS technology is due to less wiring more reliable.

For maintenance the CANBUS technology makes analysis and adjustments easier so that the downtime is lower than for trucks without CANBUS.

Digital signals further makes parts longer lasting than analogue signals.



Key-switch, emergency switch and battery discharge indicator.



#### Standard battery

Long operating time through high capacity with 3 PZS battery.



#### Tiller

All operating elements on the CAN tiller are easy to reach.

#### Noblift AC drive system

The AC drive system gives high performance, ensures low maintenance costs and its high efficiency, saves energy for longer operations.




#### Storage tray

The robust battery cover to with storage areas for utilities or packaging and stretch foil.

#### Electric steering (optional)

The electric steering makes the operating effortless. Maneuvering in narrow spaces becomes with the electric steering easiest.




#### Optional foldable platform

Optional suspension foldable platform with sideways protective arms. The ergonomically designed foldable platform in combination with its sideways protective arms makes operations faster and safer.

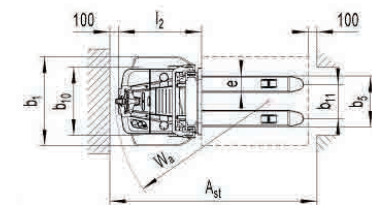
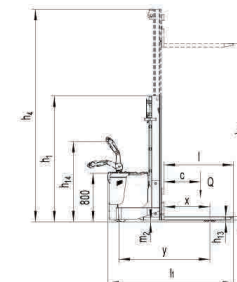
Electric Stacker

NEW



Type sheet for industrial truck acc. to VDI 2198 1tKG=2.2LB 11INCH=25.4MM

<b>Distinguishing mark</b>	1.2	Manufacturer's type designation		2600	PS 20 2900	3600
	1.3	Power (battery, diesel, petrol, gas, manual)			Battery	
	1.4	Operator type			Pedestrian	
	1.5	Load Capacity / rated load	Q(t)		2	
	1.6	Load centre distance	c(mm)		600	
	1.8	Load distance, centre of drive axle to fork	x(mm)		760	
<b>Weight</b>	1.9	Wheelbase	Y(mm)		1508	
	2.1	Service weight	kg	1400	1460	1515
	2.2	Axle loading, laden front/rear	kg	1245/2195	1250/2210	1270/2245
<b>Tires, chassis</b>	2.3	Axle loading, unladen front/rear	kg	1020/420	1030/430	1070/445
	3.1	Tires			Polyurethane (PU)	
	3.2	Tire size, front	Øx w (mm)		Ø230×75	
	3.3	Tire size, rear	Øx w (mm)		Ø85×70	
	3.4	Additional wheels(dimensions)	Øx w (mm)		Ø124×60	
	3.5	Wheels, number front/rear(x=driven wheels)			1x+2/1	
	3.6	Track, front	b10mm		766	
3.7	Track, rear	b11 (mm)		400/515		
<b>Dimensions</b>	4.2	Lowered mast height	h1 (mm)	1930	2080	2430
	4.3	Free Lift height	h2 (mm)	-	-	-
	4.4	Lift height	h3 (mm)	2515	2815	3515
	4.5	Extended mast height	h4 (mm)	3187.5	3487.5	4187.5
	4.9	Height of tiller in drive position min. / max.	h14mm		945/1370	
	4.15	Height, lowered t	h13mm		85	
	4.19	Overall length	l1mm		2083 <sup>1)</sup>	
	4.20	Length to face of forks	l2mm		933 <sup>1)</sup>	
	4.21	Overall width	b1mm		1000	
	4.22	Fork dimensions	s/e/l (mm)		60/185/1150	
	4.25	Distance between fork-arms	b5 (mm)		570/685	
	4.32	Ground clearance, centre of wheelbase	m2mm		25	
	4.33	Aisle width for pallets 1000X1200 crossways	Ast (mm)		2572 <sup>1)</sup>	
4.34	Aisle width for pallets 800X1200 lengthways	Ast (mm)		2520 <sup>1)</sup>		
4.35	Turning radius	Wa (mm)		1725 <sup>1)</sup>		
<b>Performance data</b>	5.1	Travel speed, laden/ unladen	km/h		6,0/6,0	
	5.2	Lift speed, laden/ unladen	m/s		0.11/0.16	
	5.3	Lowering speed, laden/ unladen	m/s		0.125/0.125	
	5.8	Max. gradeability, laden/ unladen	%		6/12	
	5.10	Service brake			Electromagnetic	
<b>Electric- engine</b>	6.1	Drive motor rating S2 60min	kW		1.3	
	6.2	Lift motor rating at S3 4.5%	kW		3.0	
	6.3	Battery acc. to DIN 43531/35/36 A, B, C, no			B, 3PzS	
	6.4	Battery voltage, nominal capacity K5	V/Ah		24/350	
	6.5	weight +/-5%	kWh/h		288	
<b>Additional data</b>	6.6	Energy consumption acc. to VDI cycle			2.83	
	8.1	Type of drive control			AC-speed control	
8.4	Sound level at driver's ear acc. to EN 12053	dB(A)		69		



Electric Stackers  
NEW